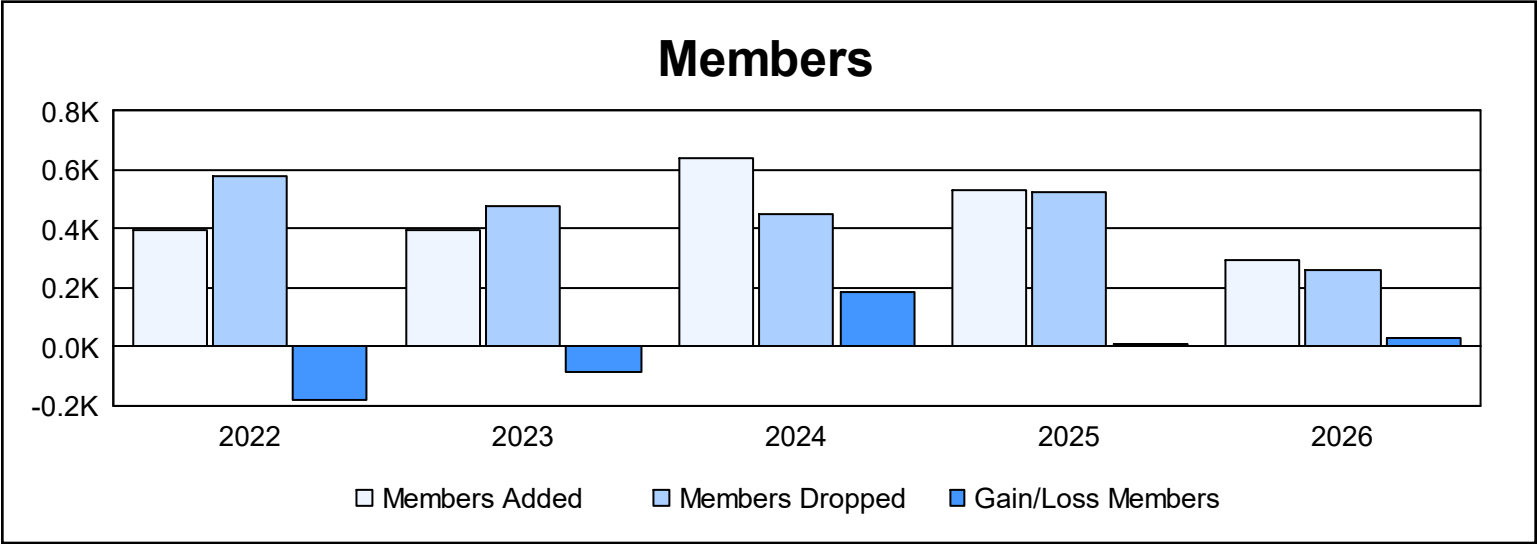
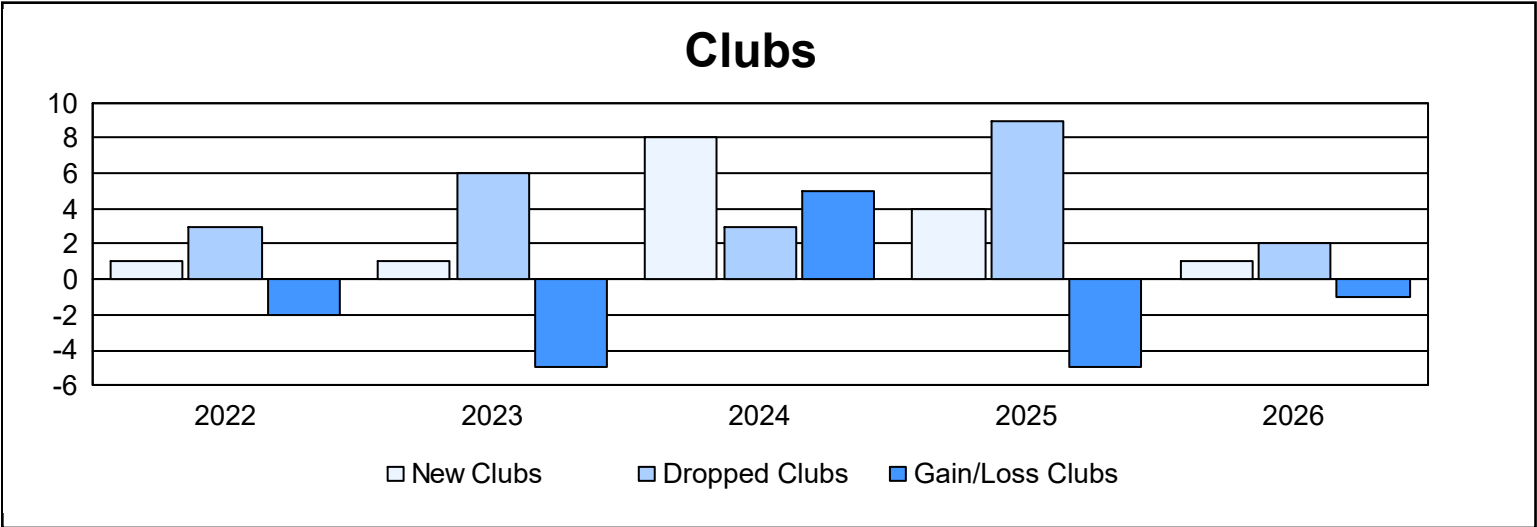
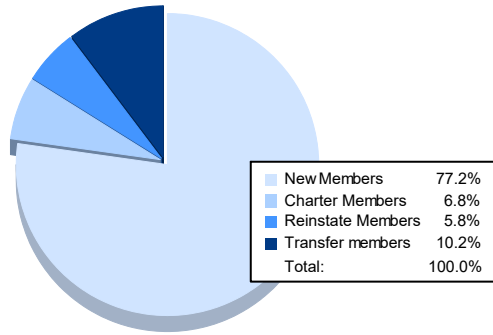


Year	New Clubs	Dropped Clubs	Gain/ Loss Clubs	New Members	Charter Members	Reinstate Members	Transfer Members	Total Member Added	Total Members Dropped	Gain/ Loss Members
2021-2022	1	3	-2	282	36	42	38	398	578	-180
2022-2023	1	6	-5	309	31	27	30	397	480	-83
2023-2024	8	3	5	380	166	52	39	637	451	186
2024-2025	4	9	-5	348	90	44	53	535	523	12
2025-2026	1	2	-1	227	20	17	30	294	263	31
Average	3	5	-2	309	69	36	38	452	459	-7



## Membership Composition

### December 2025 Cumulative



## Gender Composition

### December 2025 Cumulative

